

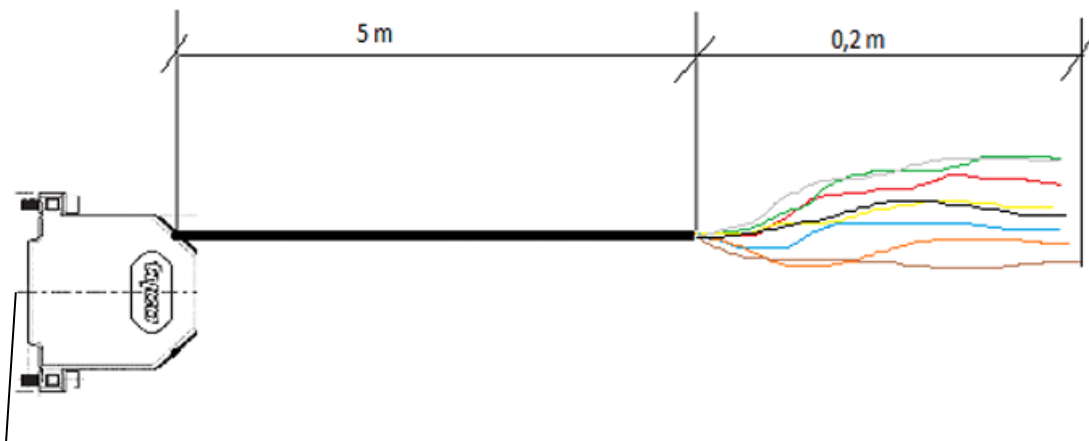


Technical data sheet

Trigger cable allPIXAevo– 5 m (CP000716)



				Date	Name	Technical data sheet Trigger cabel	
			Bea.	12.05.2022	C. Gönner		
			Prf.				
			Nor.			Document no.	Page
							1
01		12.05.2022				C.Gönner	
Rev	AE-Mitt.	Date	Name	TDS_CP000716_C_R01_Trigger_Ca ble_EVO			



Sub-D HD 15
pin male for
trigger I/O or
Hub cable
allPIXA evo

Pin assignment trigger cabel for allPIXAevo (DIN 47100)

C.Gönner

11.02.2022

I/O 15 pin D-Sub HD allPIXA evo	Male (plug)	Cable
	Pin	Color of the wire (DIN 47100)
Line 1 + RS 422	1	white
Line 2 + RS 422	2	brown
Line 3 Trigger Single ended	3	green
RS 485	4	yellow
LED OUT 1	5	grey
Line 1 - RS422	6	pink
Line 2 - RS422	7	blue
Line 4 Trigger o Master Slave Cascade IN	8	red
RS 485 to XLC4	9	black
LED OUT 2	10	purple
Trigger GND	11	grey/pink
LED OUT 3	12	red/ blue
GND Master slave	13	white/ green
Line 9 Master Slave OUT	14	Not connected
LED OUT 4	15	white/yellow

				Date	Name	Technical data sheet Trigger cabel
		Bea.	12.05.2022	C. Gönner		
		Prf.				
		Nor.				Document no.
						Page
01		12.05.2022	C.Gönner			2
Rev	AE-Mitt.	Date	Name			2
						TDS_CP000716_C_R01_Trigger_Ca ble_EVO